



# THE VALUE OF NAU IN ARIZONA

**\$2.6B**

is generated annually  
for the Arizona  
economy by NAU

**100,000+**

NAU graduates reside  
in Arizona

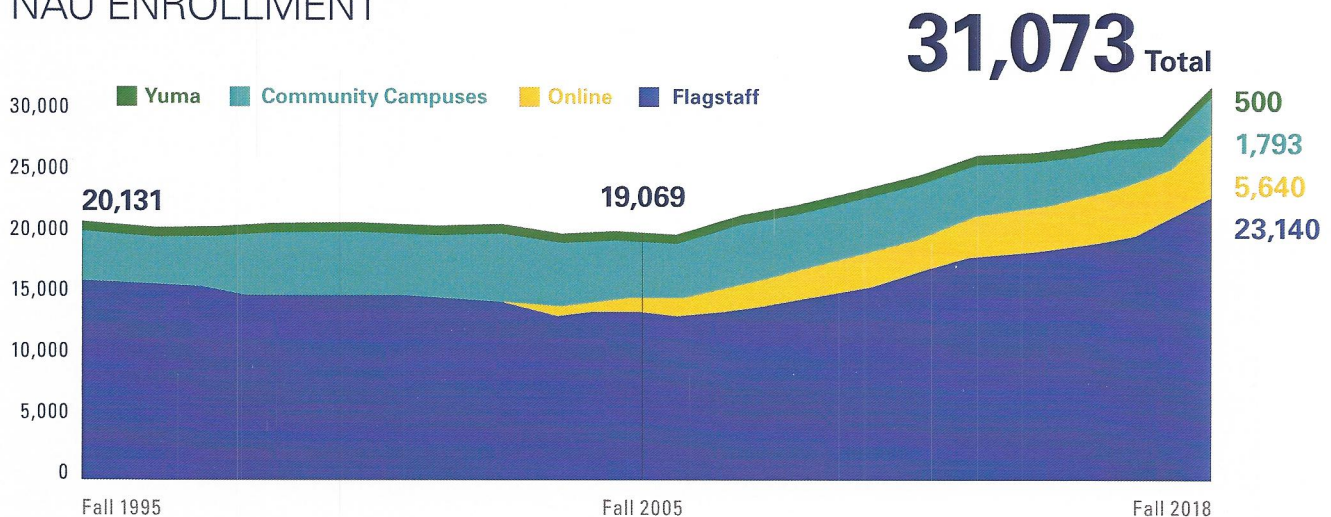
**>84%**

of NAU's 2017 resident  
baccalaureate graduates  
are employed in Arizona

**\$88.2M**

in Research and Public  
Service Expenditures  
in FY2018

## NAU ENROLLMENT



**Employment grows along with enrollment.**  
NAU is training the workforce of the future,  
adapting our programs to ensure that we lead  
in programs our students need to thrive in a  
changing economy and diversified industry.

**70,000+**

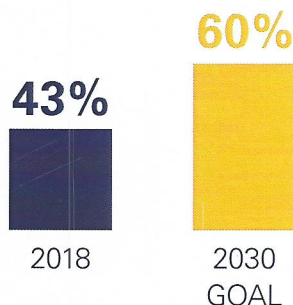
NAU graduates are  
employed in Arizona

**24,000+**

jobs throughout  
Arizona are supported  
by NAU

## ACHIEVE 60 AZ

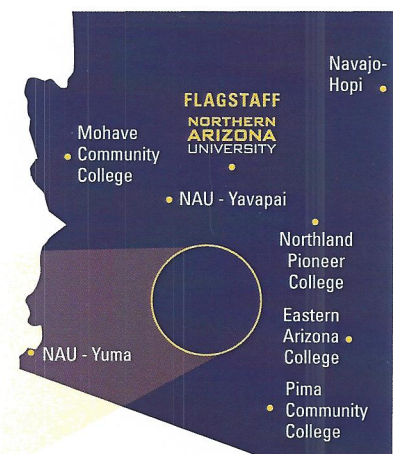
**NAU is a key contributor** to the attainment goal  
for 60 percent of Arizonans to have a certificate  
or college degree by 2030.



## NAU CAMPUSES

**20+ campuses**  
statewide with  
**31,073 students**  
total in fall 2018

NAU - North Valley  
Paradise Valley CC  
Glendale CC  
Estrella Mountain CC  
Scottsdale CC  
NAU - East Valley  
NAU - Phoenix Biomedical  
South Mountain CC  
Mesa CC  
Chandler-Gilbert CC  
Central Arizona College






# THE VALUE OF NAU IN COCONINO COUNTY

**#1** Best College Town  
in Arizona

**#3** Best College Town  
in the USA



American Institute for Economic Research's College Destinations Index

## COMMUNITY SERVICE

**20,000+** student volunteer  
hours were donated in the 2017 – 2018  
school year.

## LOCAL PUBLIC SCHOOLS

**400+** NAU College of Education  
students provided more than **100,000** hours  
of assistance in local K12 classrooms through  
student teaching and practicum experiences  
in 2018.

## PERFORMING ARTS


**400+** NAU performing arts events  
are scheduled for the 2018 – 2019 academic year.

## ATHLETICS

**75+** athletic events are scheduled for the  
2018 – 2019 academic year.

## NAU'S DENTAL HYGIENE CLINIC

**4,000+** patients are served annually  
on a sliding-scale fee basis  
by NAU's Dental Hygiene Clinic.



## PATIENT CARE

**2,000** clinical hours are contributed  
annually by **300+** NAU  
nursing students through a Northern Arizona  
Healthcare / NAU partnership.

**6,000** kids a year receive healthcare  
screenings through NAU's  
Kiddie Clinic, Project Zero, and others, including  
dental hygiene, speech, and language.

**700** hours of patient care are also  
provided by NAU nurse practitioner  
students each year.

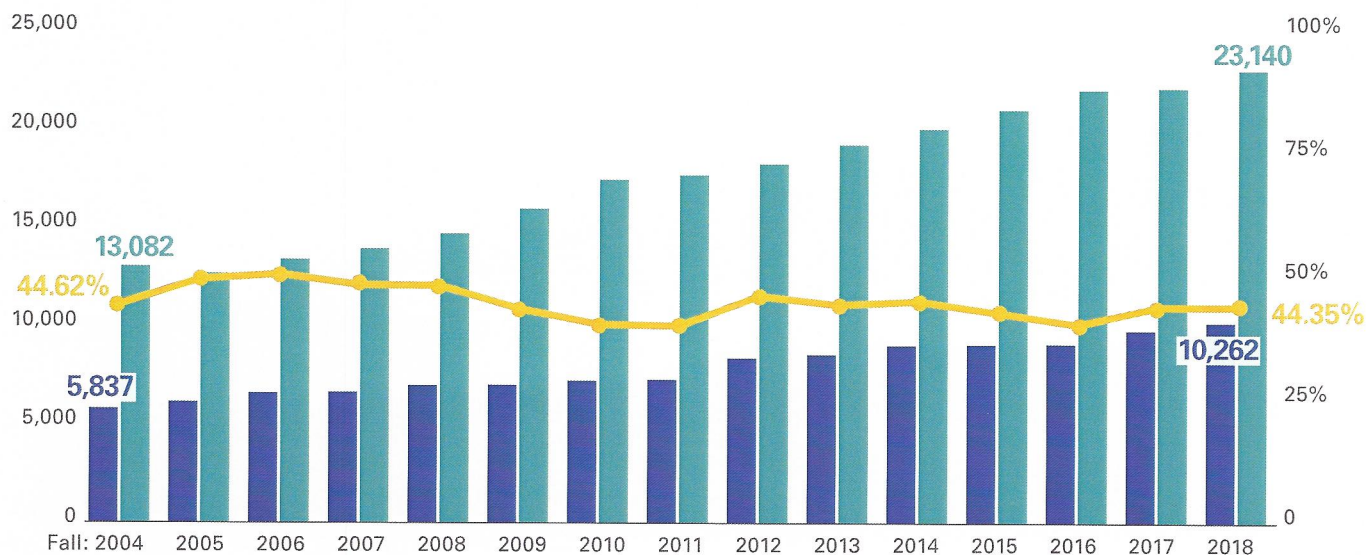




# NAU IMPACT IN FLAGSTAFF

## ON-CAMPUS HOUSING CAPACITY

Even as student enrollment has steadily increased since 2004, NAU has consistently housed approximately 41% – 45% of students on the Flagstaff campus.



## ON-CAMPUS PARKING

DECEMBER 2018

**P 8,726 spaces**

The following figures reflect the average number of employee, student, and visitor vehicles parked at various times, including weekends when large events take place.

**6,871 Student permits**  
 3,824 Residents (38.5%)  
 3,047 Commuters (14.3%)

**2,478 Faculty and staff permits**  
 147 Part-time employees

**650 Average on-demand hourly/daily permit**

## CAMPUS TRANSIT

MOUNTAIN LINE PARTNERSHIP  
 Program subsidized by NAU

**Route 10 fare-free Mountain Line route for students**

Approximately 7,500 daily riders during the academic year Monday – Friday through campus with 17 stops

**3,138 ecoPasses purchased for faculty and staff by University Transit Services**

**8 routes through Flagstaff**

NAU CAMPUS SHUTTLE SERVICE  
 Average daily riders during the academic year

**10,000 riders Monday – Thursday**

**5,000 riders Friday**  
 3 routes; 22 stops

